

KHSAA Basketball - Game Box Score

Ohio County Lady Eagles vs. Henderson County Lady Colonels

Date: 03/13/2009 Time: 8:35 pm CST Site: Diddle Arena-Bowling Green, KY Attendance: 5510

Visitors: Henderson County Lady Colonels

##	Name	P	FG	3 Pt	FT	PTS	ORB	DRB	TR	PF	AST	TO	BS	ST	MIN
10	* Ariel Barnes		6/9	0/1	3/3	15	0	1	1	2	7	5	0	3	27:50
12	Kayla Jennings		0/0	0/0	0/0	0	0	0	0	0	0	0	0	0	2:17
14	Ellie Fruit		0/1	0/0	0/0	0	0	0	0	0	0	1	0	0	3:30
15	* Krista Norman		4/7	0/1	3/4	11	0	1	1	3	1	3	1	4	23:30
20	Lauren Rodgers		0/0	0/0	0/0	0	0	0	0	1	0	1	0	0	2:17
22	* Olivia Fruit		3/7	4/6	0/0	18	4	4	8	2	1	3	0	1	28:30
23	Alexia Langley		1/2	0/0	0/0	2	0	0	0	3	0	1	0	0	6:46
24	Sara Garrett		0/2	0/0	0/0	0	1	1	2	1	0	1	0	2	5:40
30	Kristen Oliver		0/0	0/0	0/0	0	1	0	1	0	0	1	0	0	2:24
32	* Danielle Dixon		1/3	0/0	3/5	5	3	4	7	2	1	2	0	0	24:55
33	Chelsea Stone		0/0	0/0	0/0	0	0	1	1	0	0	1	0	0	2:24
44	Breasha Bostic		0/0	0/0	0/0	0	0	0	0	1	0	1	0	0	1:13
54	* Alyse Poindexter		6/7	0/0	1/2	13	4	6	10	1	1	2	3	1	27:31
21	Tyeesha Petrie		0/0	0/0	0/0	0	0	0	0	1	0	1	0	1	1:13
	Team						3	4	7			1			
	Totals		21/38	4/8	10/14	64	16	22	38	17	11	24	4	12	160
	2 PT FG		1st Half	14/27	51.9%	2nd Half	7/11	63.6%	Game	21/38	55.3%				
	3 PT FG		1st Half	0/4	0.00%	2nd Half	4/4	100%	Game	4/8	50.0%				
	Free Throws		1st Half	6/9	66.7%	2nd Half	4/5	80.0%	Game	10/14	71.4%				

Home: Ohio County Lady Eagles

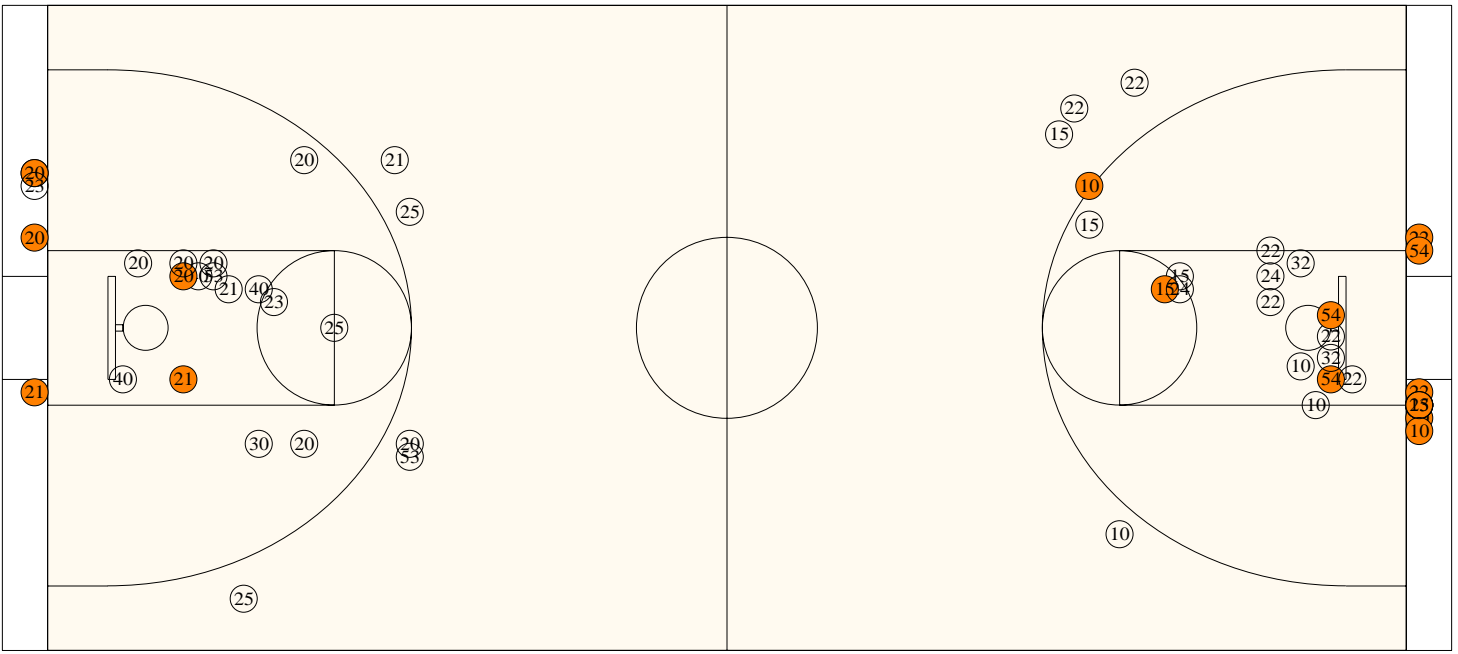
##	Name	P	FG	3 Pt	FT	PTS	ORB	DRB	TR	PF	AST	TO	BS	ST	MIN
3	Ashley Welsh		0/0	0/0	0/0	0	1	0	1	0	0	1	0	0	4:30
20	* Mariah Robinson		6/14	0/2	5/6	17	0	3	3	4	0	4	0	5	27:27
21	* Katie Henderson		3/5	0/1	0/2	6	0	2	2	2	1	6	0	2	19:03
23	Sarah Wood		0/3	0/0	2/2	2	1	0	1	1	0	1	1	0	12:11
22	Mallory Griffin		1/1	0/0	2/2	4	0	0	0	0	0	1	0	1	6:27
25	* Kaley Griffin		1/2	1/4	0/0	5	0	0	0	2	0	4	1	0	20:24
30	Allie Druin		0/2	0/0	0/0	0	0	0	0	0	0	0	0	0	6:51
31	Julie Hirtzel		0/0	0/0	0/0	0	0	0	0	0	0	0	0	0	5:03
32	McKenzie Ward		0/0	0/0	0/0	0	0	0	0	0	0	0	0	1	2:24
35	Sabrina Ruby		0/0	0/0	0/0	0	1	0	1	0	0	1	0	0	4:25
40	* Joanna Jurgens		0/3	0/0	0/0	0	3	0	3	2	1	2	0	1	18:08
51	* Olivia Millsaps		0/1	0/0	0/0	0	1	1	2	2	0	0	0	0	14:46
53	Deanna Raley		1/2	0/1	0/0	2	1	1	2	0	0	2	0	0	10:41
5	Audrey Taylor		0/0	0/1	0/2	0	0	0	0	0	0	0	0	0	4:10
15	Caitlyn Loney		0/0	0/0	0/0	0	0	0	0	0	1	1	0	0	3:30
	Team						1	0	1			1			
	Totals		12/33	1/9	9/14	36	9	7	16	13	3	23	2	10	160
	2 PT FG		1st Half	6/20	30.0%	2nd Half	6/13	46.2%	Game	12/33	36.4%				
	3 PT FG		1st Half	0/5	0.00%	2nd Half	1/4	25.0%	Game	1/9	11.1%				
	Free Throws		1st Half	5/6	83.3%	2nd Half	4/8	50.0%	Game	9/14	64.3%				

	Hen	OHIO		Hen	OHIO		Hen	OHIO
Free Throw Pts	10	9	3Pt Points	12	3	Pts/Possession	1.07	0.57
Pts off Turnovers	26	13	2nd Chance Points	12	6	Pts off Bench	2	8
Total Rebounds	38	16	Team Rebounds	7	1	Dead Ball Reb	3	3
Off Rebound %	69.6	29.0	Def Rebound %	71.0	30.4	Total Rebound %	70.4	29.6
3Pt Efficiency	+13.2	-13.1	Def. Stops	45	31	Pts/Shot	1.21	0.73
Technical Fouls	Hen	None						
	OHIO	None						
Officials	Gary Wilson, Kevin Hembree, Ronnie Saylor							

	Qtr 1	Qtr 2	Qtr 3	Qtr 4	OT 1	OT 2	OT 3	OT 4	Total
Henderson County Lady Colonels	21	13	24	6	0	0	0	0	64
Ohio County Lady Eagles	11	6	15	4	0	0	0	0	36

Largest Lead OHIO 32 Hen 64 (32 pts) **Lead Changes** 3 **Number of Ties** 4
Comments: None

FIRST HALF



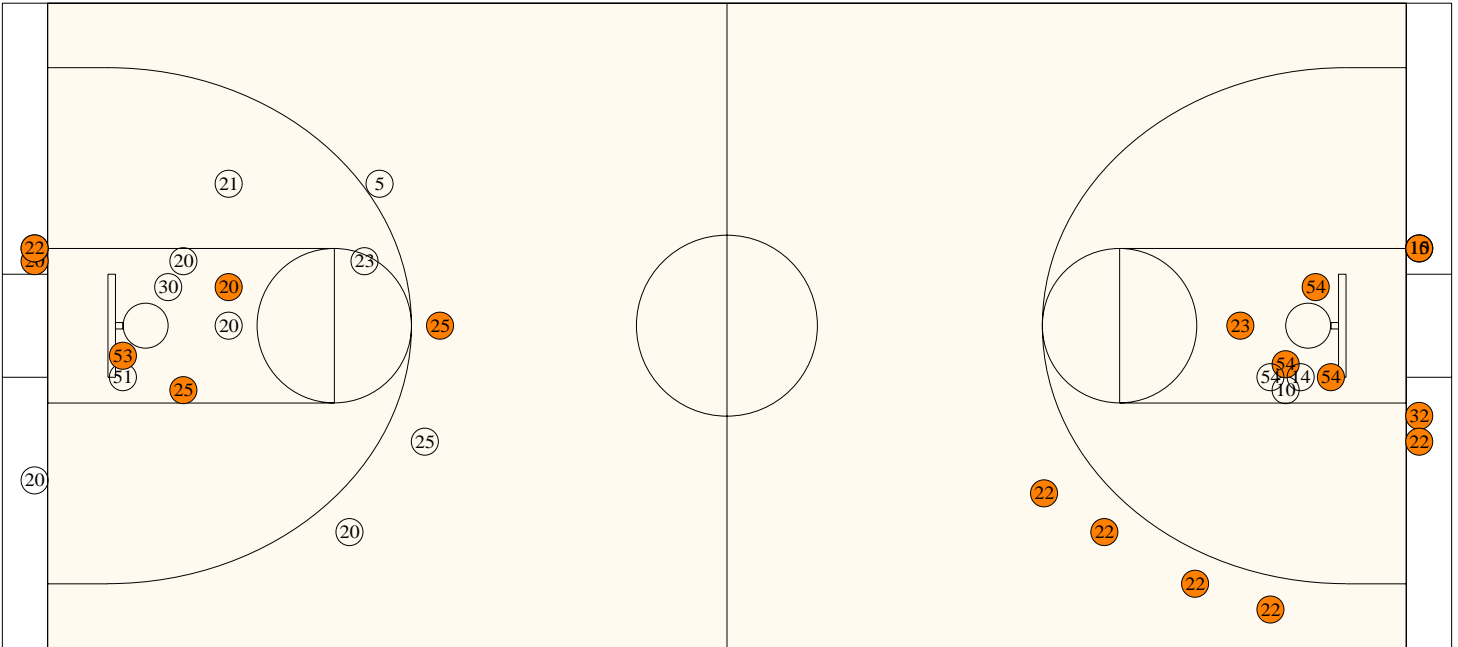
Ohio County

Shooting	Pts	Pts	Pts
2FG 6/20 (30.0%)	12	Pts/Shot	0.61
3FG 0/5 (0.00%)	0	2nd Eff Pts	2
TFG 6/25 (24.0%)		Pts off TO's	6
FT 5/6 (83.3%)	5	3Pt Eff	-20.0
Scoring Distribution: 2FG 70.6% 3FG 0.0% FT 29.4%			

Henderson County

Shooting	Pts	Pts	Pts
2FG 14/27 (51.9%)	28	Pts/Shot	0.97
3FG 0/4 (0.00%)	0	2nd Eff Pts	10
TFG 14/31 (45.2%)		Pts off TO's	15
FT 6/9 (66.7%)	6	3Pt Eff	-34.6
Scoring Distribution: 2FG 82.4% 3FG 0.0% FT 17.6%			

SECOND HALF



Ohio County

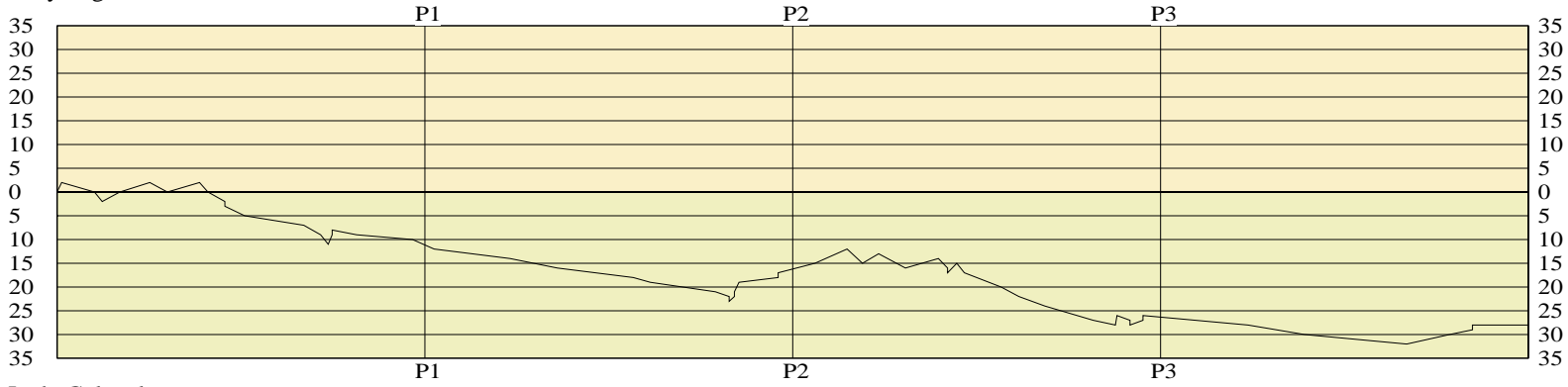
2FG 6/13 (46.2%)	12	Pts/Shot	0.90
3FG 1/4 (25.0%)	3	2nd Eff Pts	4
TFG 7/17 (41.2%)		Pts off TO's	7
FT 4/8 (50.0%)	4	3Pt Eff	-5.8
Scoring Distribution: 2FG 63.2% 3FG 15.8% FT 21.1%			

Henderson County

2FG 7/11 (63.6%)	14	Pts/Shot	1.76
3FG 4/4 (100%)	12	2nd Eff Pts	2
TFG 11/15 (73.3%)		Pts off TO's	11
FT 4/5 (80.0%)	4	3Pt Eff	+57.6
Scoring Distribution: 2FG 46.7% 3FG 40.0% FT 13.3%			

Lady Eagles

LEAD TIMELINE

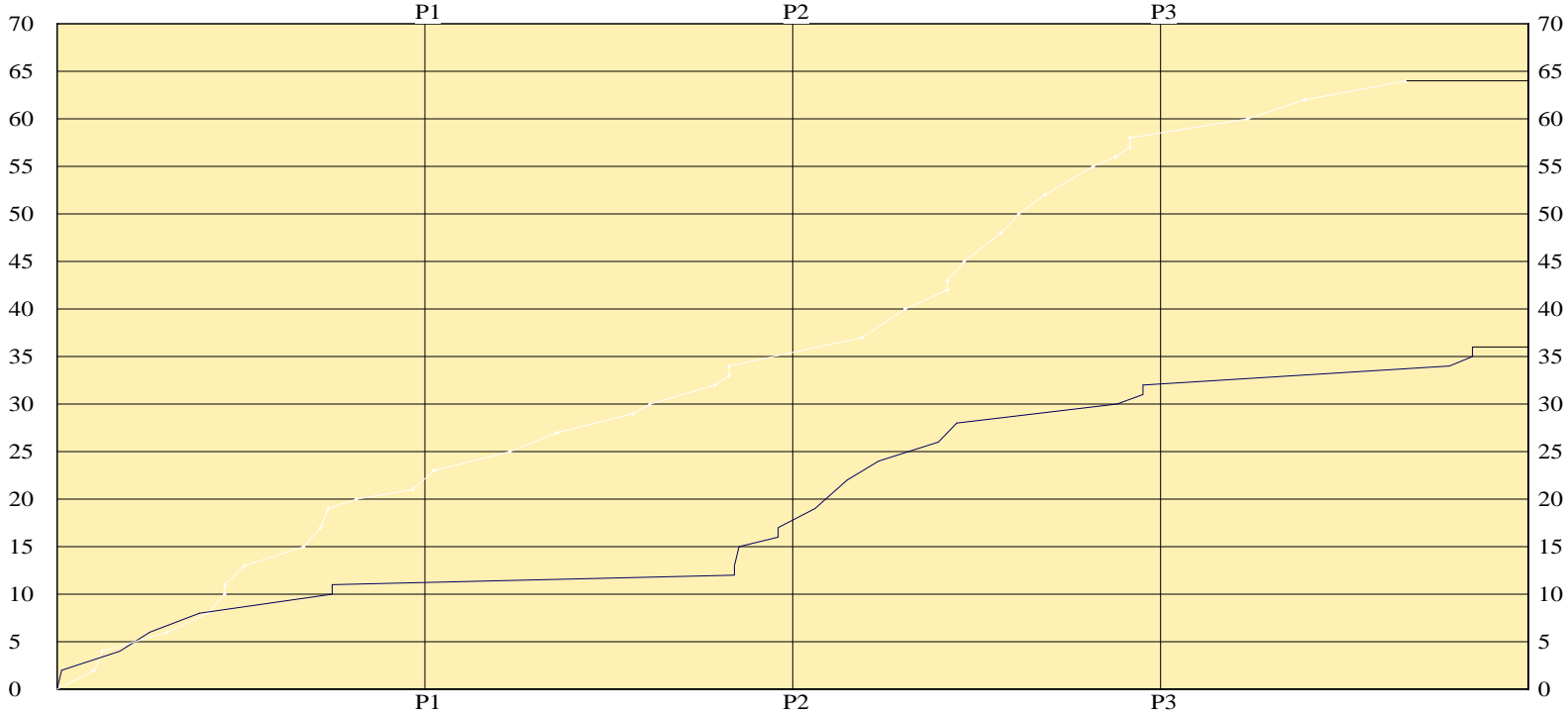


Lady Colonels

Lady Eagles

SCORING TIMELINE

Lady Colonels



Largest Lead OHIO 32 Hen 64 (32 pts) Lead Changes 3 Number of Ties 4

KHSAA Basketball - Play by Play Report - Scoring Only (pg 1)
Ohio County Lady Eagles vs. Henderson County Lady Colonels

Date: 03/13/2009 Time: 8:35 pm CST Site: Diddle Arena-Bowling Green, KY Attendance: 5510

Name	Action	Action	Score	Clock	Diff	Name	Action	Action	
K Henderson	FG Made		2-0	1	7:54	+2 (L1)			
			2-2	1	7:11	(T1)	A Poindexter	Putback Made	
			2-4	1	7:01	-2 (L2)	K Norman	Layup Made	
M Robinson	Layup Made		4-4	1	6:38	(T2)			
M Robinson	Layup Made		6-4	1	5:59	+2 (L3)			
M Robinson	FG Made	K Henderson Assist	6-6	1	5:36	(T3)	A Barnes	Layup Made	
			8-6	1	4:54	+2			
			8-8	1	4:43	(T4)	O Fruit	Layup Made	K Norman Assist
			8-10	1	4:21	-2 (L4)	A Barnes	Layup Made	
			8-11	1	4:21	-3	A Barnes	FT Made	
			8-13	1	3:55	-5	K Norman	Layup Made	
			8-15	1	2:38	-7	A Barnes	Layup Made	
			8-17	1	2:16	-9	O Fruit	Layup Made	A Barnes Assist
			8-19	1	2:06	-11	K Norman	Layup Made	
M Robinson	Layup Made		10-19	1	2:01	-9			
M Robinson	FT Made		11-19	1	2:01	-8	A Poindexter	Personal Foul	
			11-20	1	1:29	-9	A Poindexter	FT Made	
			11-21	1	0:16	-10	D Dixon	FT Made	

End of Period Summary Lady Eagles 11 Lady Colonels 21

Largest Lead: Lady Eagles 8 Lady Colonels 19 (11 pts)
Lead in Period: Lady Eagles 8 Lady Colonels 19 (11 pts)
9 for 10 oppo pts
3 for 0 pts
5/14 for 35.7 %
1/1 for 100 %

Turnovers
2nd Chances
Field Goals
Free Throws

Lead Changes: 4 Ties: 4
Lead Changes: 3 Ties: 4 (this period)
6 for 4 oppo pts
6 for 3 pts
9/17 for 52.9 %
3/5 for 60.0 %

			11-23	2	7:48	-12	A Barnes	Layup Made	
			11-25	2	6:09	-14	A Poindexter	Putback Made	
			11-27	2	5:07	-16	K Norman	FG Made	D Dixon Assist
			11-29	2	3:28	-18	A Poindexter	Layup Made	A Barnes Assist
			11-30	2	3:06	-19	D Dixon	FT Made	
			11-32	2	1:41	-21	A Barnes	FG Made	
			11-33	2	1:23	-22	A Barnes	FT Made	
			11-34	2	1:23	-23	A Barnes	FT Made	
M Robinson	FT Made		12-34	2	1:16	-22	A Barnes	Personal Foul	
M Robinson	FT Made		13-34	2	1:16	-21			
K Henderson	Layup Made		15-34	2	1:10	-19			
M Robinson	FT Made		16-34	2	0:19	-18			
M Robinson	FT Made		17-34	2	0:19	-17			

End of Period Summary Lady Eagles 17 Lady Colonels 34

Largest Lead: Lady Eagles 11 Lady Colonels 34 (23 pts)
Lead in Period: Lady Eagles 11 Lady Colonels 34 (23 pts)
5 for 5 oppo pts
2 for 2 pts
1/11 for 9.09 %
4/5 for 80.0 %

Turnovers
2nd Chances
Field Goals
Free Throws

Lead Changes: 4 Ties: 4
Lead Changes: 0 Ties: 0 (this period)
6 for 2 oppo pts
6 for 7 pts
5/14 for 35.7 %
3/4 for 75.0 %

M Robinson	Layup Made	J Jurgens Assist	19-34	3	7:31	-15		
K Griffin	3Pt Made		22-34	3	6:49	-12		

KHSAA Basketball - Play by Play Report - Scoring Only (pg 2)
Ohio County Lady Eagles vs. Henderson County Lady Colonels

Date: 03/13/2009 Time: 8:35 pm CST Site: Diddle Arena-Bowling Green, KY Attendance: 5510

Name	Action	Action	Score	Clock	Diff	Name	Action	Action
			22-37	3 6:29	-15	O Fruit	3Pt Made	A Poindexter Assist
K Griffin	FG Made		24-37	3 6:08	-13			
			24-40	3 5:33	-16	O Fruit	3Pt Made	A Barnes Assist
K Henderson	Layup Made		26-40	3 4:50	-14			
			26-42	3 4:38	-16	D Dixon	Layup Made	A Barnes Assist
O Millsaps	Personal Foul		26-43	3 4:38	-17	D Dixon	FT Made	
M Robinson	FG Made		28-43	3 4:26	-15			
			28-45	3 4:16	-17	A Poindexter	FG Made	A Barnes Assist
			28-48	3 3:28	-20	O Fruit	3Pt Made	A Barnes Assist
			28-50	3 3:05	-22	A Barnes	Layup Made	
			28-52	3 2:31	-24	A Poindexter	FG Made	O Fruit Assist
			28-55	3 1:28	-27	O Fruit	3Pt Made	A Barnes Assist
			28-56	3 0:59	-28	K Norman	FT Made	
D Raley	Putback Made		30-56	3 0:57	-26			
			30-57	3 0:40	-27	K Norman	FT Made	
			30-58	3 0:40	-28	K Norman	FT Made	
S Wood	FT Made		31-58	3 0:23	-27			
S Wood	FT Made		32-58	3 0:23	-26			

End of Period Summary Lady Eagles 32 Lady Colonels 58

Largest Lead: Lady Eagles 28 Lady Colonels 56 (28 pts)	Lead Changes: 4 Ties: 4
Lead in Period: Lady Eagles 28 Lady Colonels 56 (28 pts)	Lead Changes: 0 Ties: 0 (this period)
4 for 7 oppo pts	Turnovers
3 for 4 pts	2nd Chances
6/12 for 50.0 %	Field Goals
2/4 for 50.0 %	Free Throws
	4 for 3 oppo pts
	0 for 0 pts
	8/9 for 88.9 %
	4/5 for 80.0 %

			32-60	4 6:06	-28	O Fruit	Layup Made	
			32-62	4 4:52	-30	A Poindexter	Putback Made	
			32-64	4 2:39	-32	A Langley	FG Made	
M Griffin	Layup Made	C Loney Assist	34-64	4 1:43	-30			
M Griffin	FT Made		35-64	4 1:13	-29			
M Griffin	FT Made		36-64	4 1:13	-28			

End of Period Summary Lady Eagles 36 Lady Colonels 64

Largest Lead: Lady Eagles 32 Lady Colonels 64 (32 pts)	Lead Changes: 4 Ties: 4
Lead in Period: Lady Eagles 32 Lady Colonels 64 (32 pts)	Lead Changes: 0 Ties: 0 (this period)
5 for 4 oppo pts	Turnovers
1 for 0 pts	2nd Chances
1/5 for 20.0 %	Field Goals
2/4 for 50.0 %	Free Throws
	8 for 4 oppo pts
	4 for 2 pts
	3/6 for 50.0 %
	0/0 for 0.00 %

OFFICIAL BASKETBALL BOX SCORE

03/13/2009 8:35 pm CST

Diddle Arena
Bowling Green, KY

Henderson County Lady Colonels vs Ohio County Lady Eagles

Final Box Score

No.	Henderson County Lady Colonels	Total FG		3-point		Free throw		Rebounds			F	TP	A	TO	BLK	STL	MIN	
		FG	FGA	FG	FGA	FT	FTA	Off	Def	Tot								
10	Ariel Barnes	6	10	0	1	3	3	0	1	1	2	15	7	5	0	3	27:50	
12	Kayla Jennings	0	0	0	0	0	0	0	0	0	0	0	0	0	0	0	2:17	
14	Ellie Fruit	0	1	0	0	0	0	0	0	0	0	0	0	1	0	0	3:30	
15	Krista Norman	4	8	0	1	3	4	0	1	1	3	11	1	3	1	4	23:30	
20	Lauren Rodgers	0	0	0	0	0	0	0	0	0	1	0	0	1	0	0	2:17	
22	Olivia Fruit	7	13	4	6	0	0	4	4	8	2	18	1	3	0	1	28:30	
54	Alyse Poindexter	6	7	0	0	1	2	4	6	10	1	13	1	2	3	1	27:31	
32	Danielle Dixon	1	3	0	0	3	5	3	4	7	2	5	1	2	0	0	24:55	
23	Alexia Langley	1	2	0	0	0	0	0	0	0	3	2	0	1	0	0	6:46	
24	Sara Garrett	0	2	0	0	0	0	1	1	2	1	0	0	1	0	2	5:40	
30	Kristen Oliver	0	0	0	0	0	0	1	0	1	0	0	0	1	0	0	2:24	
33	Chelsea Stone	0	0	0	0	0	0	0	1	1	0	0	0	1	0	0	2:24	
44	Breasha Bostic	0	0	0	0	0	0	0	0	0	1	0	0	1	0	0	1:13	
21	Tyeesha Petrie	0	0	0	0	0	0	0	0	0	1	0	0	1	0	1	1:13	
Team (Included in Totals)								3	4	7								
Totals		25	46	4	8	10	14	16	22	38	17	64	11	24	4	12	160	

Total FG%: 1st half 14 - 31 (45.2%) 2nd half 11 - 15 (73.3%) Game 25 - 46 (54.3%) Deadball
 3Pt FG%: 1st half 0 - 4 (0.00%) 2nd half 4 - 4 (100%) Game 4 - 8 (50.0%) rebounds
 FT%: 1st half 6 - 9 (66.7%) 2nd half 4 - 5 (80.0%) Game 10 - 14 (71.4%) 3

No.	Ohio County Lady Eagles	Total FG		3-point		Free throw		Rebounds			F	TP	A	TO	BLK	STL	MIN	
		FG	FGA	FG	FGA	FT	FTA	Off	Def	Tot								
3	Ashley Welsh	0	0	0	0	0	0	1	0	1	0	0	0	1	0	0	4:30	
20	Mariah Robinson	6	16	0	2	5	6	0	3	3	4	17	0	4	0	5	27:27	
21	Katie Henderson	3	6	0	1	0	2	0	2	2	2	6	1	6	0	2	19:03	
23	Sarah Wood	0	3	0	0	2	2	1	0	1	1	2	0	1	1	0	12:11	
22	Mallory Griffin	1	1	0	0	2	2	0	0	0	0	4	0	1	0	1	6:27	
25	Kaley Griffin	2	6	1	4	0	0	0	0	0	2	5	0	4	1	0	20:24	
40	Joanna Jurgens	0	3	0	0	0	0	3	0	3	2	0	1	2	0	1	18:08	
51	Olivia Millsaps	0	1	0	0	0	0	1	1	2	2	0	0	0	0	0	14:46	
53	Deanna Raley	1	3	0	1	0	0	1	1	2	0	2	0	2	0	0	10:41	
30	Allie Druin	0	2	0	0	0	0	0	0	0	0	0	0	0	0	0	6:51	
31	Julie Hirtzel	0	0	0	0	0	0	0	0	0	0	0	0	0	0	0	5:03	
35	Sabrina Ruby	0	0	0	0	0	0	1	0	1	0	0	0	1	0	0	4:25	
5	Audrey Taylor	0	1	0	1	0	2	0	0	0	0	0	0	0	0	0	4:10	
15	Caitlyn Loney	0	0	0	0	0	0	0	0	0	0	0	1	1	0	0	3:30	
32	McKenzie Ward	0	0	0	0	0	0	0	0	0	0	0	0	0	0	1	2:24	
Team (Included in Totals)								1	0	1								
Totals		13	42	1	9	9	14	9	7	16	13	36	3	23	2	10	160	

Total FG%: 1st half 6 - 25 (24.0%) 2nd half 7 - 17 (41.2%) Game 13 - 42 (31.0%) Deadball
 3Pt FG%: 1st half 0 - 5 (0.00%) 2nd half 1 - 4 (25.0%) Game 1 - 9 (11.1%) rebounds
 FT%: 1st half 5 - 6 (83.3%) 2nd half 4 - 8 (50.0%) Game 9 - 14 (64.3%) 3

Technical Fouls: None

Attendance: 5510

Officials: Gary Wilson, Kevin Hembree, Ronnie Saylor

Score by Period						1st	2nd	3rd	4th	Final	Record	Overall	Conf
Henderson County Lady Colonels						21	13	24	6	64	Lady Colonels		
Ohio County Lady Eagles						11	6	15	4	36	Lady Eagles		

Lady Eagles	Lady Colonels	Lady Eagles	Lady Colonels	Lady Eagles	Lady Colonels
Points off Turnovers	13	26	Second Effort Points	6	12
Points in the Paint	20	38	3 Point Points	3	12
3pt Efficiency	-13.1	+13.2	Points/Shot	0.73	1.21
Largest Lead	32	64	Lead Changes	3	
		(32 pts)			
			Bench Points	8	2
			Free Throw Points	9	10
			Defensive Stops	31	45
			Number of Ties	4	

Game comments: None